



Sykehuset Innlandet HF

Handling low Haemoglobin and Iron Deficiency in Danish Blood Donors

May 18th 2018, Paris; *Soci t  Fran aise de Sanguine*

Fer et m decine transfusionelle, patients et donneurs;

Karin Magnussen



Background - Iron

- Iron is needed in all organisms
- Iron is a prerequisite for life
- In man iron is e.g. needed for
 - Haemoglobin
 - Myoglobin
 - DNA and RNA synthesis
 - ATP generation
 - Brain enzymes
- Too much iron is toxic



Iron and Blood Donation

- One blood donation 450ml; samples 40ml
- Content of iron is dependent on the Hb concentration
 - Hb 12.5 g/dL contains 215 mg
 - Hb 15.0 g/dL contains 255 mg
 - Hb 18.0 g/dL contains 307 mg
- Ferritin 30 μ g/l corresponds to 215 mg iron



Question 1: which statement is wrong?

A) ferritin <15 micrograms/l is a good indicator of iron deficiency

B) iron tablets are best absorbed if taken with at least 24 hours intervals

C) iron deficiency is rare



Sykehuset Innlandet HF

How Haemoglobin depends on Iron

- Iron is a prerequisite for haemoglobin to be formed
- With sufficient iron, you have your habitual haemoglobin conc.





Sykehuset Innlandet HF

How Haemoglobin depends on Iron

- Iron is a prerequisite for haemoglobin to be formed
- With sufficient iron, you have your habitual haemoglobin conc.
- With an iron deficient diet, iron is secured from storage (ferritin drops)





How Haemoglobin depends on Iron

- Iron is a prerequisite for haemoglobin to be formed
- With sufficient iron, you have your habitual haemoglobin conc.
- With an iron deficient diet, iron is secured from storage (ferritin drops)
- **An empty iron storage + iron deficient diet, leads to drop in haemoglobin**





Sykehuset Innlandet HF

How Haemoglobin depends on Iron

- Iron is a prerequisite for haemoglobin to be formed
- With sufficient iron, you have your habitual haemoglobin conc.
- With an iron deficient diet, iron is secured from storage (ferritin drops)
- An empty iron storage + iron deficient diet, leads to drop in haemoglobin
- **With an increased iron intake, the haemoglobin conc. will increase**





How Haemoglobin depends on Iron

- Iron is a prerequisite for haemoglobin to be formed
- With sufficient iron, you have your habitual haemoglobin conc.
- With an iron deficient diet, iron is secured from storage (ferritin drops)
- An empty iron storage + iron deficient diet, leads to drop in haemoglobin
- With an increased iron intake, the haemoglobin conc. will increase
- **With continued increase in iron intake, ferritin will increase**





Sykehuset Innlandet HF

Low Haemoglobin and iron deficiency; a global challenge

- In 2010 16 % of our donors had ferritin < 15µg/L



Consequences of iron deficiency

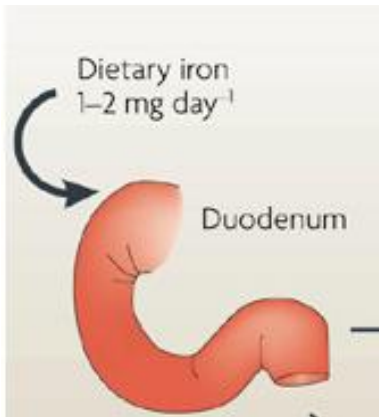
- No Iron stores for pregnancy
 - May lead to pre term birth an small for date
- Anaemia
- Muscle fatigue and reduced endurance
- Impaired cognitive functions
- Clinical symptoms
 - Pica
 - Restless legs syndrome
 - Nail and mouth problems





Sykehuset Innlandet HF

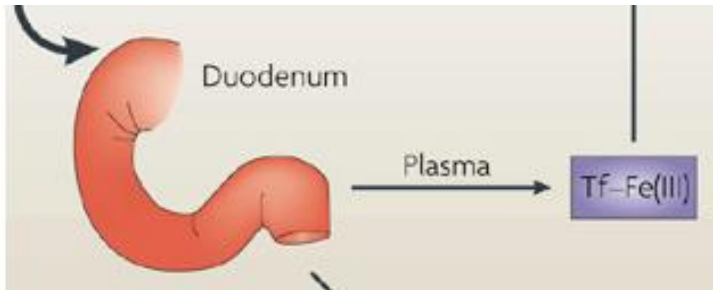
Iron; Uptake and Storage





Sykehuset Innlandet HF

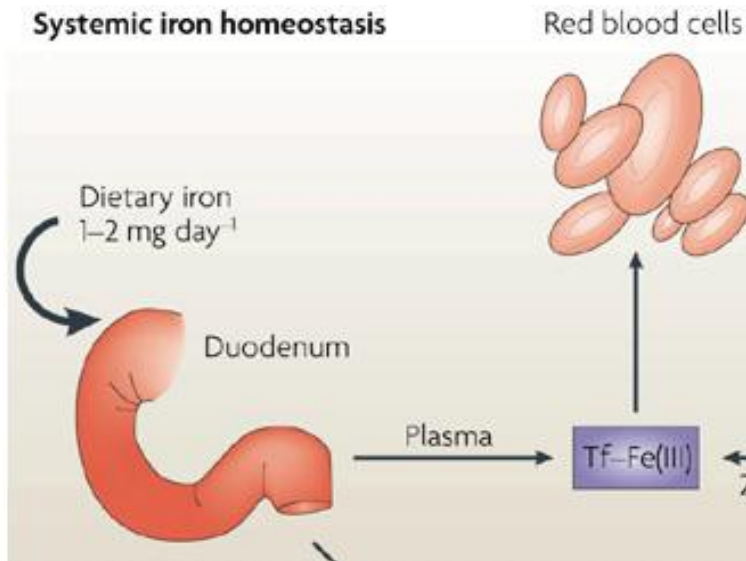
Iron; Uptake and Storage





Sykehuset Innlandet HF

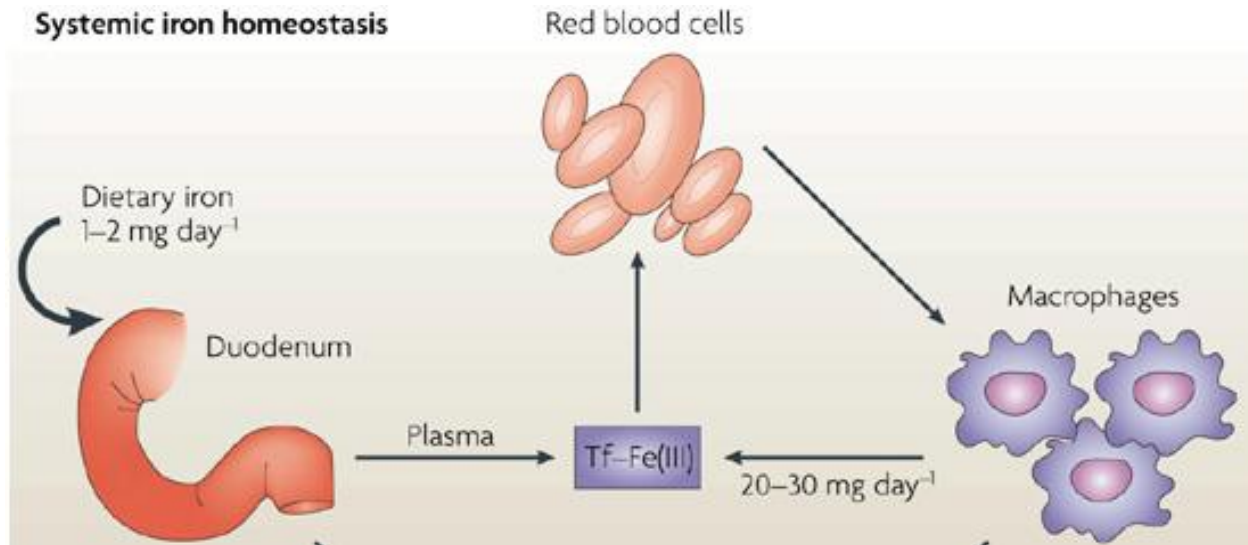
Iron; Uptake and Storage





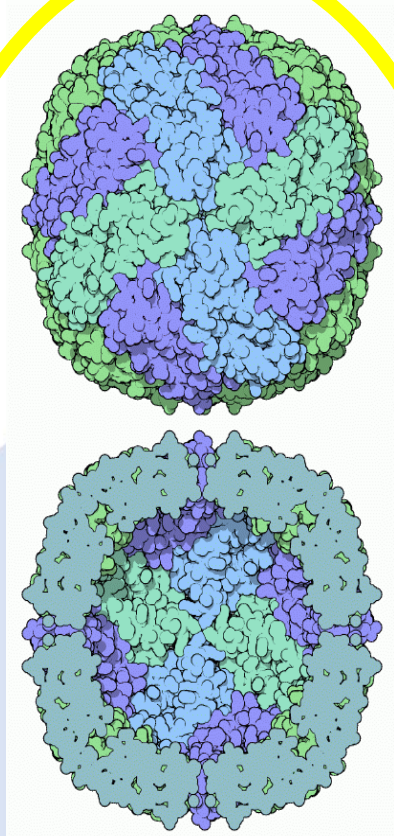
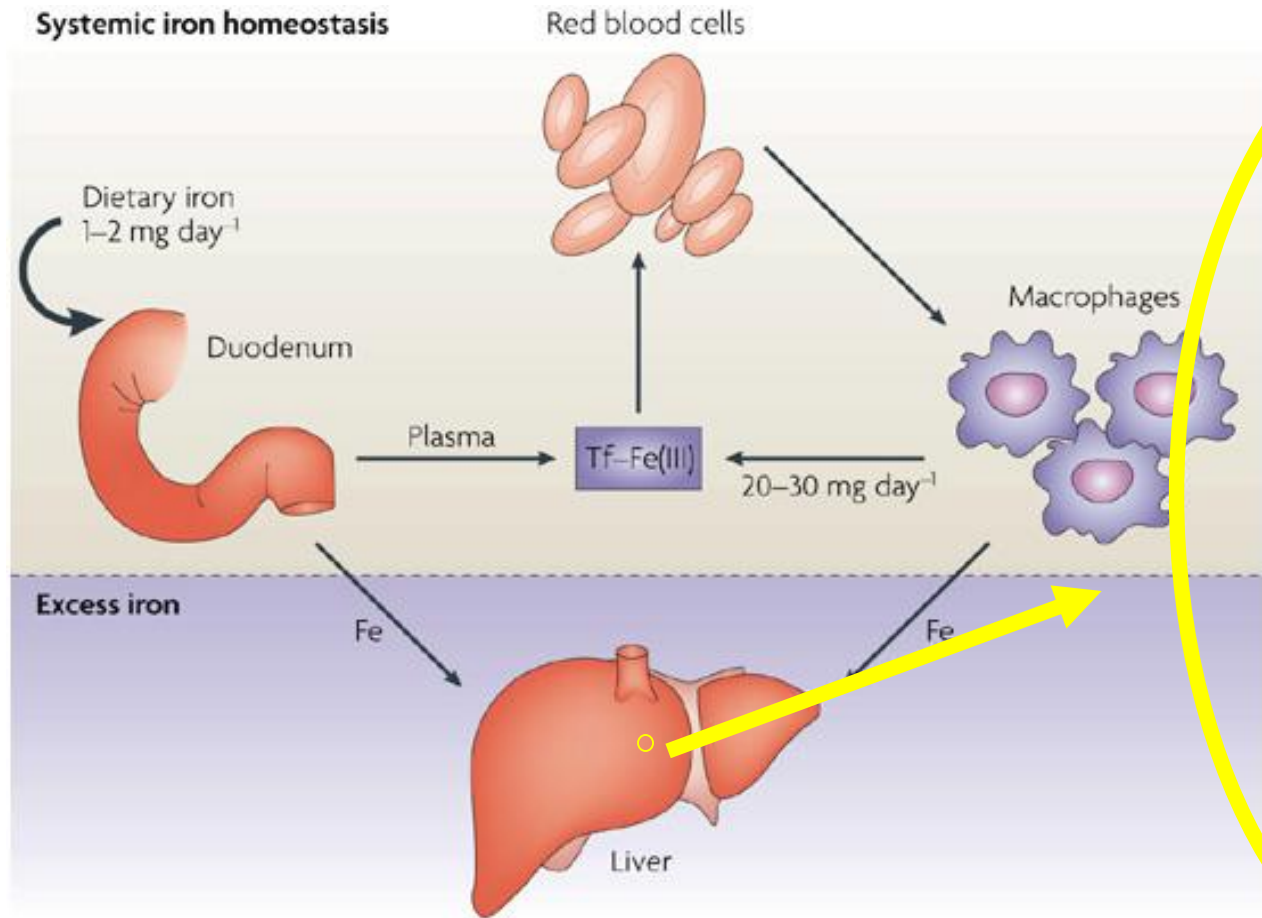
Sykehuset Innlandet HF

Iron; Uptake and Storage





Iron; Uptake and Storage




Ferritin

Question 2: is iron best absorbed in a basic environment?

- Yes**
- No**



The first time donor



25% of female first time donors have low ferritin $<30\mu\text{g/L}$



Sykehuset Innlandet HF

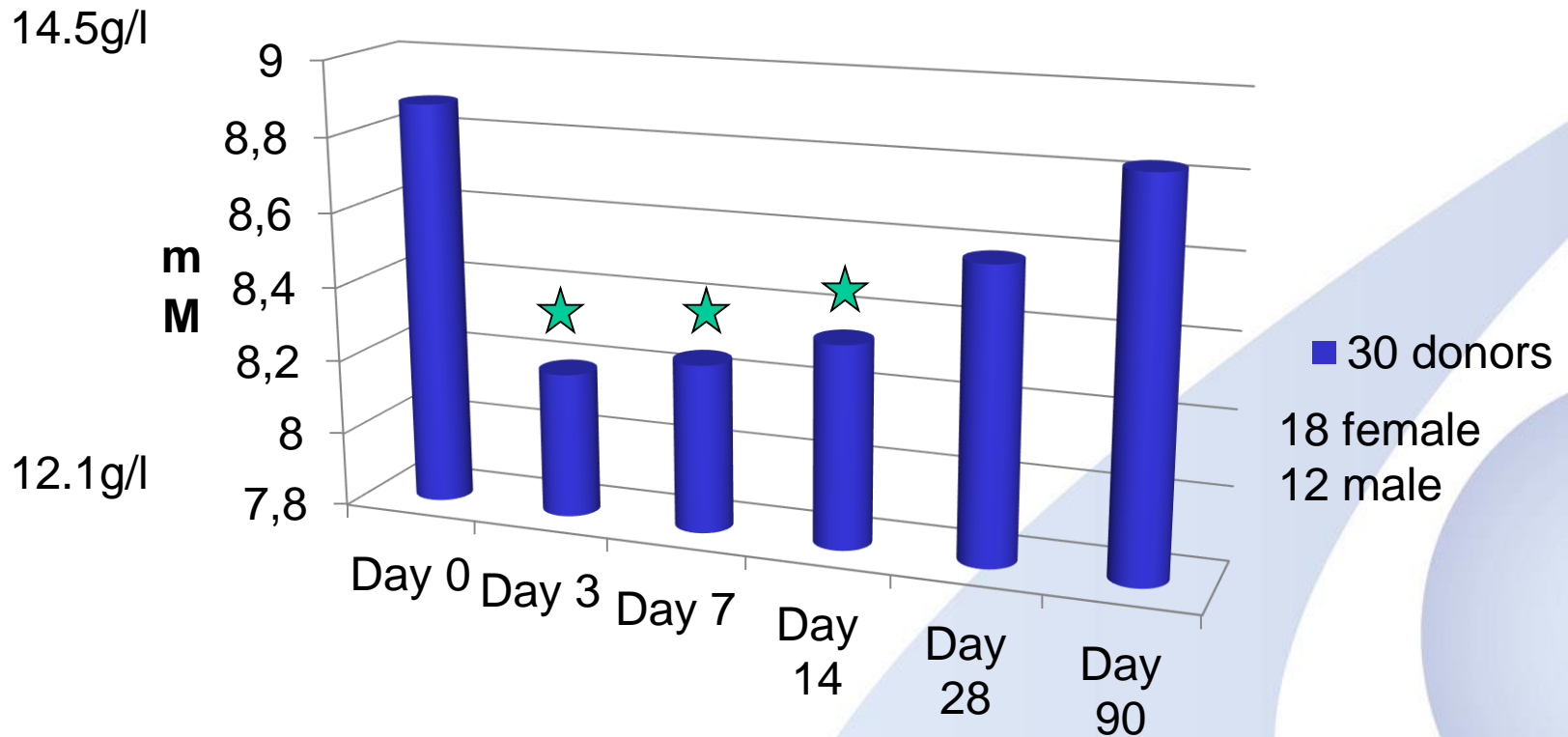
Regeneration after Donation





Sykehuset Innlandet HF

Regeneration of Hb post donation in non- iron deficient donors

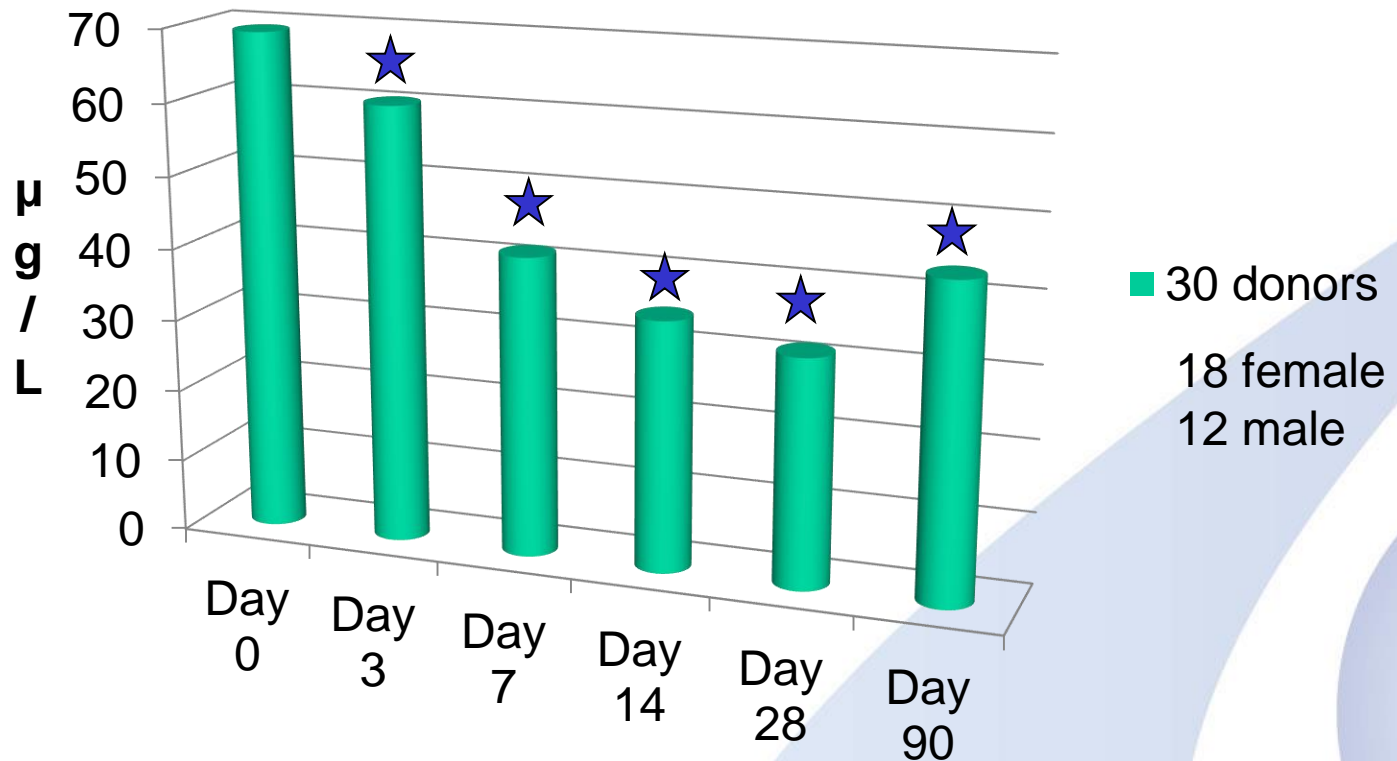




Sykehuset Innlandet HF

Regeneration of Ferritin post donation

in non- iron deficient donors






The Program implemented in Copenhagen

Emphasis on making it simple

- Ferritin measurements
- Hb and ferritin measurements were centralized
- A resource team takes care of all questions related to Hb and ferritin (*especially trained Biotechnicians*)
- The Hb samples are taken before donation, and carried to Centre for Donor Haemoglobin and Iron where it is analysed on Sysmex (XE-2100D)
- Ferritin is measured on the sample also used for viral markers
 - All donors and every 10th donation and since Aug 2013 a control Ferritin was taken on donors with low Hb or F




Algorithm

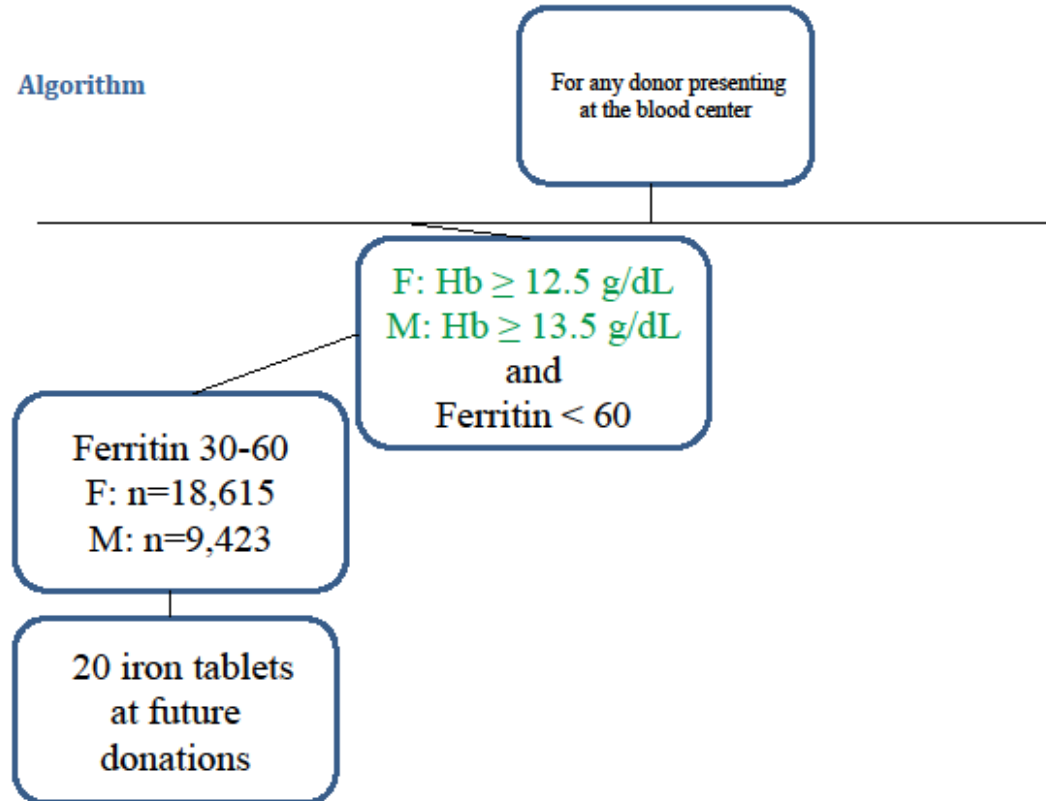
For any donor presenting
at the blood center


F: Hb \geq 12.5 g/dL
M: Hb \geq 13.5 g/dL
and
Ferritin \geq 60 or not done

No action
F: n=96,285
M: n=132,769



Algorithm






Algorithm

For any donor presenting at the blood center

F: Hb \geq 12.5 g/dL
 M: Hb \geq 13.5 g/dL
 and
 Ferritin $<$ 60

Ferritin \leq 30
 F: n=15,519
 M: n=3,009

60 iron tablets and iron leaflet by post and 20 iron tablets at future donations



bloddonorerne i Danmark

Spis fornuftigt:
 Bloddonorer bør spise sundt og varieret kost. Desuden er det nødvendigt for mange bloddonorer at supplere med jerntabletter eller supplerings. Der er mere information om bloddonorer og jern på bloddonor.dk.

Hæmoglobinværdi for bloddonorer:


Kvinder	Mindst 7,8 mmol/liter
Mænd	Mindst 8,4 mmol/liter

Bloddonorer bør have en ferritin-værdi på mellem 60 og 300 mikrogram/liter. Hvis det viser sig at jerndepot på 4302150 mg jern.

JERN I KOSTEN

Jan 2011

bloddonorerne i Danmark | Vesterbrogade 191 · 1800 Frederiksberg C
 Tlf: 7013 7014 · Fax: 7013 7010
 kontor@bloddonor.dk · www.bloddonor.dk



Algorithm


For any donor presenting at the blood center


F: Hb < 12.5 g/dL
M: Hb < 13.5 g/dL

Phone call:
History from and information to the donor

Ferritin 15-40
F: n=965
M: n=74

60 iron tablets and iron leaflet by post and 20 iron tablets at future donations.
Or if suspect history GP





Algorithm

For any donor presenting at the blood center

F: Hb < 12.5 g/dL
M: Hb < 13.5 g/dL

Phone call:
History from and information to the donor

Ferritin ≤ 15
F: n=1,043
M: n=64

100 iron tablets and iron leaflet by post and 20 iron tablets at future donations. Or if suspect history GP

bloddonorene
i Danmark

Spis fornuftigt:
Bloddonorer bør spise sundt og varieret kost. Desuden er det nødvendigt for mange bloddonorer at supplere med jerntabletter eller supplerings. Der er mere information om bloddonorer og jern på bloddonor.dk.

Hæmoglobinværdi for bloddonorer:


Kvinder	Mindst 7,8 mmol/liter
Mænd	Mindst 8,4 mmol/liter

Bloddonorer bør have en ferritin-værdi på mellem 60 og 300 mikrogram/liter, hvilket svarer til et jerndepot på 430-2150 mg jern.

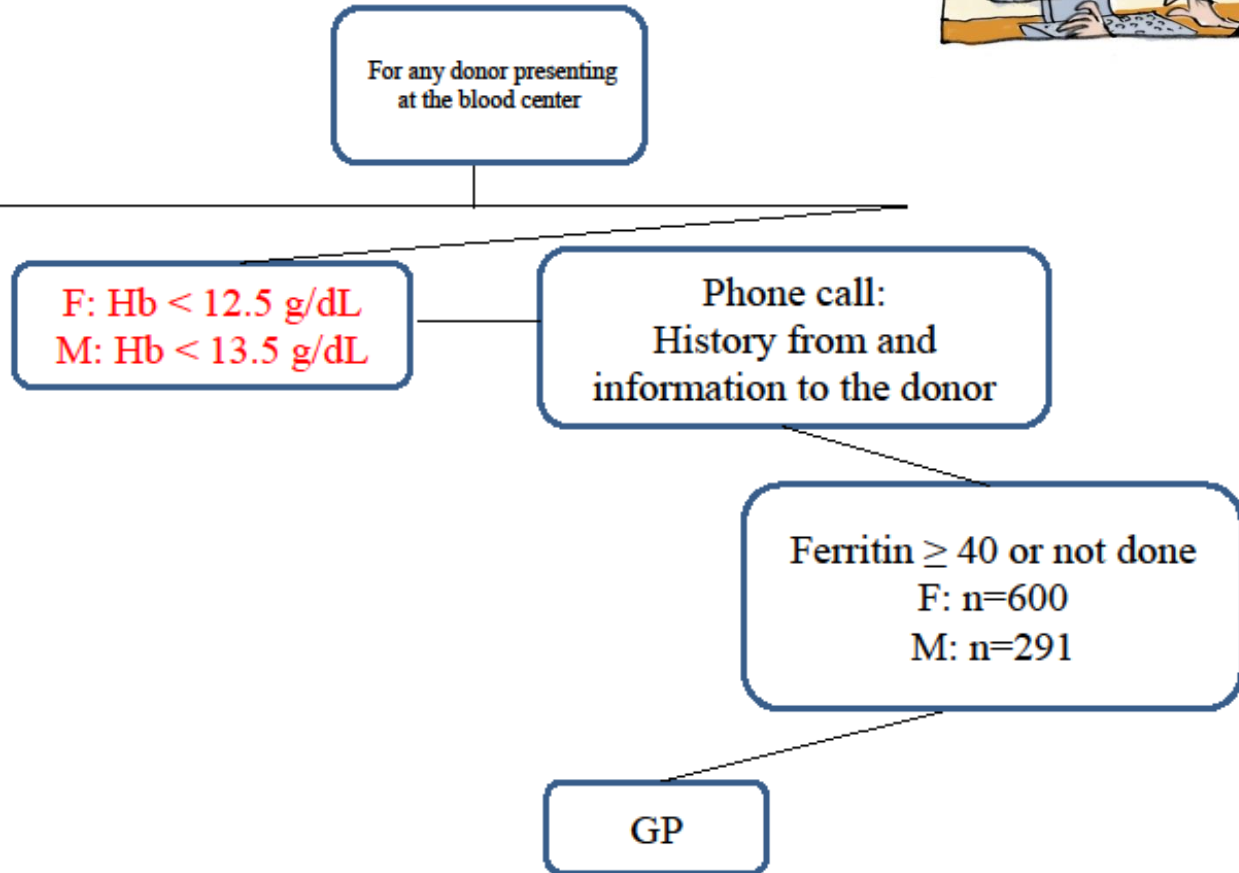
SPIS FORNUFTIGT!
FUGLEKRAFT
FUGLEKRAFT

JERN I KOSTEN

bloddonorene i Danmark
Jan 2011
Vestertorngade 191 · 1800 Frederiksberg C
Tlf: 7013 7014 · Fax: 7013 7010
kontor@bloddonor.dk · www.bloddonor.dk



Algorithm



Iron tablets

JernC

Ferrous fumarate 100mg + Vit C



Price/20 tablets:
1.15€

AminoJern

Ferrous bisglycinate 25mg

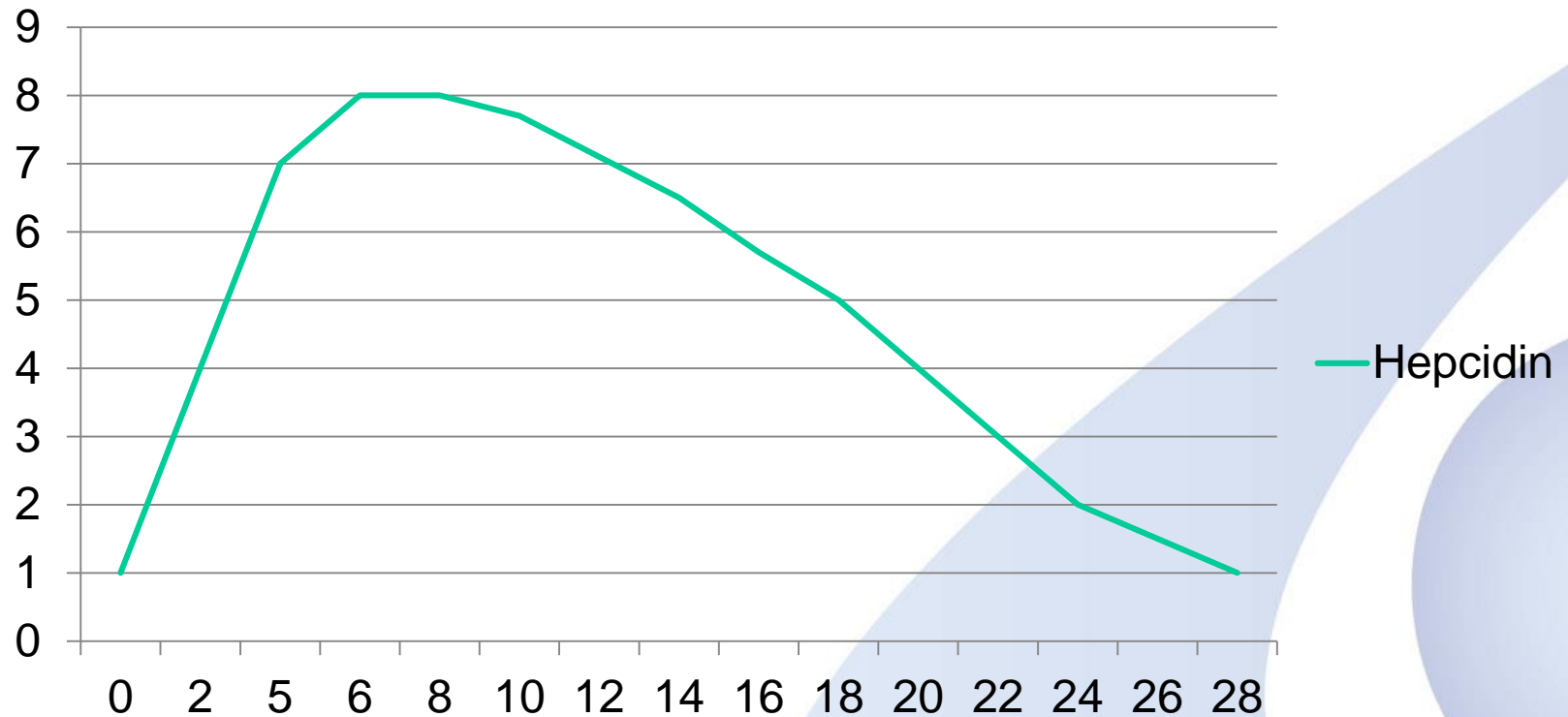


Price/20 tablets:
1.21€



Iron uptake is very difficult to predict, but the main factor is hepcidin

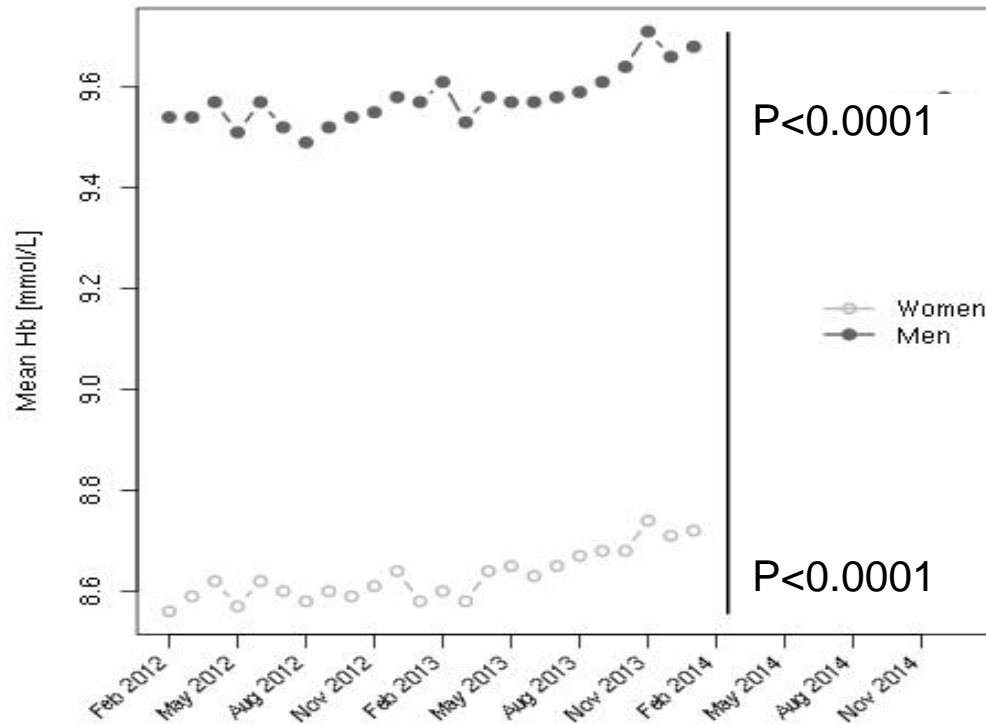
Concentration of Hepcidin after 1 iron tablet



Mean Hemoglobin by Sex and Month

Figure 2

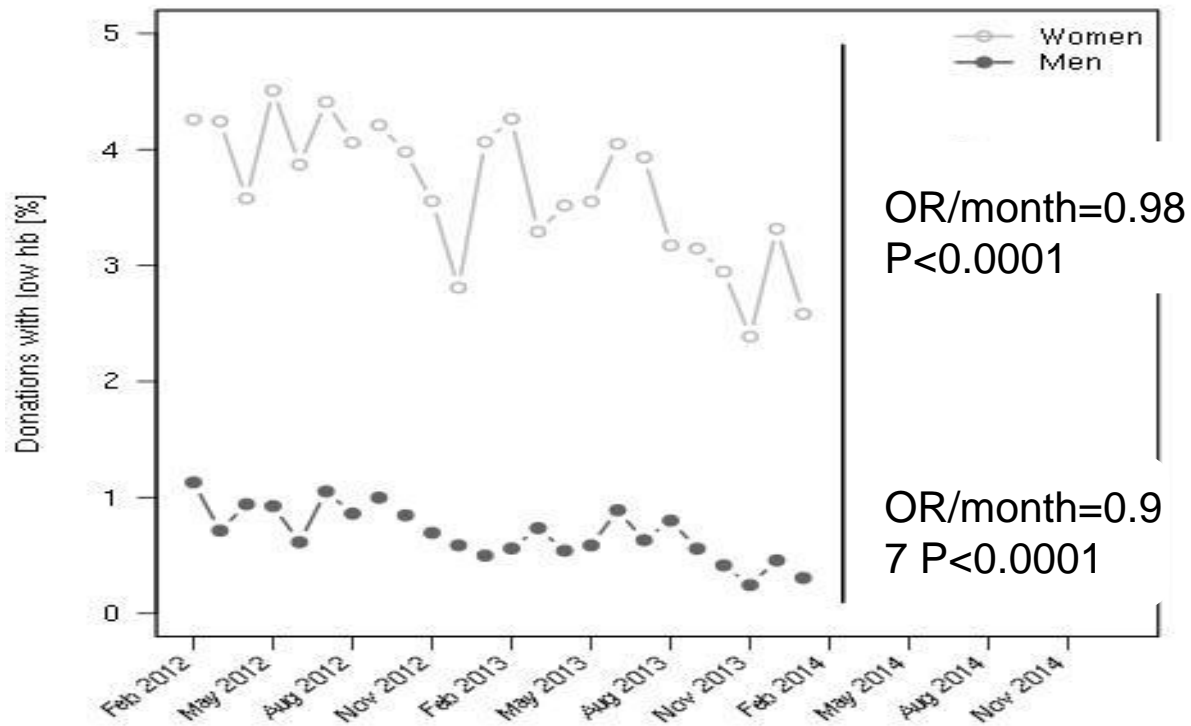
15.5 g/dL



13.9 g/dL

Fraction of Donors with Low Hb

Figure 3





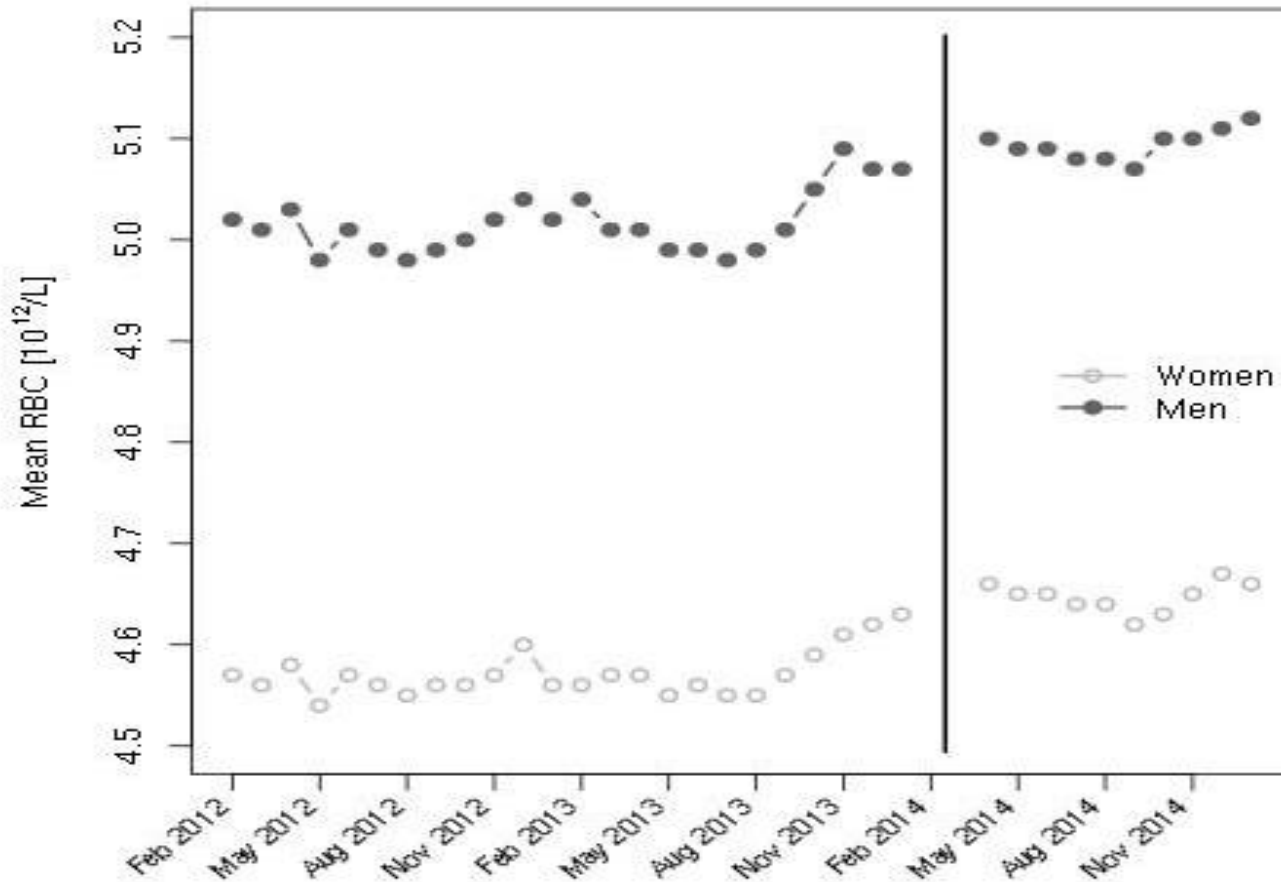
Question 3: in blood female donors a haemoglobin lower than 12.5 g/dL is often caused by iron deficiency, but may also be caused by disease.

-Yes

-No



Red Blood Cell Count



P<0.001

P<0.001



Sykehuset Innlandet HF

Low Haemoglobin and iron deficiency; a global challenge

- In 2010 16 % of our donors had ferritin < 15µg/L
- In 2016 the number of donors with ferritin < 15µg/L was reduced to 1,9 %

Haemochromatosis

49 donors Ferritin > 500 µg/l	No. donors	No. mutations	C282Y	H63D	S65C	HFE2	HAMP	TFR2
Negative								
1 mutation								
2 mutations								
3 mutations								
4 mutations								
Total								

Ferroportin 1 gene (SLC40A1)

Haemochromatosis

49 donors Ferritin > 500 µg/l	No. donors	No. mutations	C282Y	H63D	S65C	HFE2	HAMP	TFR2
Negative	9	0						
1 mutation	17	17						
2 mutations	18	36						
3 mutations	4	12						
4 mutations	1	4						
Total	49	69						

49 donors Ferritin>500µg/l	No. donors	No. mutations	C282Y	H63D	S65C	HFE2	HAMP	TFR2
Negative	9	0						
1 mutation	17	17	4					
2 mutations	18	36	22					
3 mutations	4	12	4					
4 mutations	1	4	2					
Total	49	69	32					



Haemochromatosis

49 donors Ferritin>500µg/l	No. donors	No. mutations	C282Y	H63D	S65C	HFE2	HAMP	TFR2
Negative	9	0						
1 mutation	17	17		8				
2 mutations	18	36		10	1			
3 mutations	4	12		3				
4 mutations	1	4						
Total	49	69		21	1			



Haemochromatosis

49 donors Ferritin>500µg/l	No. donors	No. mutations	C282Y	H63D	S65C	HFE2	HAMP	TFR2
Negative	9	0						
1 mutation	17	17				1		
2 mutations	18	36					1	
3 mutations	4	12					1	
4 mutations	1	4				1		
Total	49	69				2	2	

Haemochromatosis

49 donors Ferritin>500µg/l	No. donors	No. mutations	C282Y	H63D	S65C	HFE2	HAMP	TFR2
Negative	9	0						
1 mutation	17	17						4
2 mutations	18	36						2
3 mutations	4	12						4
4 mutations	1	4						1
Total	49	69						11

Haemochromatosis

49 donors Ferritin>500µg/l	No. donors	No. mutations	C282Y	H63D	S65C	HFE2	HAMP	TFR2
Negative	9	0						
1 mutation	17	17	4	8		1		4
2 mutations	18	36	22	10	1		1	2
3 mutations	4	12	4	3			1	4
4 mutations	1	4	2			1		1
Total	49	69	32	21	1	2	2	11

Hemochromatosis

- >300 donors with ferritin > 300 - 400 have been analysed for hemochromatosis mutations
- >80 found with classical hemochromatosis mutations
 - Theoretically we have app. 950 mutation positive donors (HFE 282/282 or 282/63) ($0.31+1.42=1.7\%$)
- Most are heterozygous or have other mutations
- Some are healthy and negative for known mutations
 - And only very few have previously unrecognised inflammatory disease




Also diagnosed

- 4 Chronic lymphatic leukaemia
- 2 Chronic myeloid leukaemia
- 1 Hairy cell leukaemia
- 1 Multiple Myeloma
- 4 Cancer coli, testis or bladder
- 1 Systemic Lupus
- 2 vitamin B12 deficiency
- Ca 40 Heterozygous α -or β -thalassemia, HbS, E or D
- 1 Polycythaemia Vera
 - 5 in all since 2009



Conclusion

- ✓ An algorithm based on hemoglobin and ferritin
- ✓ Graded iron supplementation restricted to only those that would benefit
- ✓ Resulted in increase in hemoglobin and reduction the number of donors with low hemoglobin
- ✓ Reduction in donors with ferritin $< 15 \mu\text{g/L}$ from 16% to 1.9%



Merci Beaucoup

